

# How to Participate Online

## Login to the Conference Web Program

Logging in to a Confit account / Registering an account

**i** The method of logging in to Confit changed in June 2023.  
Accounts created before that time can no longer be used. Please register your account again starting from this page. You can also register an account with the same email address.

### Check an account

If you are not sure whether you have a Confit account, enter the email addresses you might have registered before to check whether a Confit account has been registered.

[Check an account](#) →

### Register a new account

If you do not have a Confit account, you need to register one. Prepare an email address and a password and register a new account.

[Register a new account](#) →

### Log in

Email address

Password

[Forgot Password?](#)

[➔ Log in](#)

(Early-bird Registrants and Late Registrants)

Please log in with the ID (Email) and Password that you set when registering for the meeting.

(Invitees and Free Registrants)

- ① Create an "Confit" account on the above page.
- ② Enter the authentication code in the email sent on March 4, titled "[The 72nd JSAP Spring Meeting 2025] Log-in Account for Online Conference Platform" .

**\*\*Please note that you cannot login with your JSAP ID and Password.**

# How to Participate Online

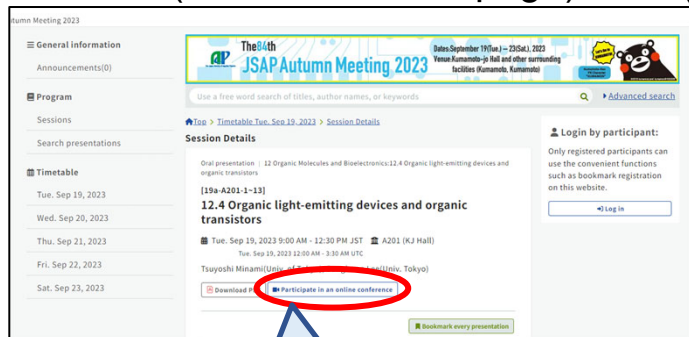
## Watch Sessions

1. Click “Zoom” button on the timetable or the session program .

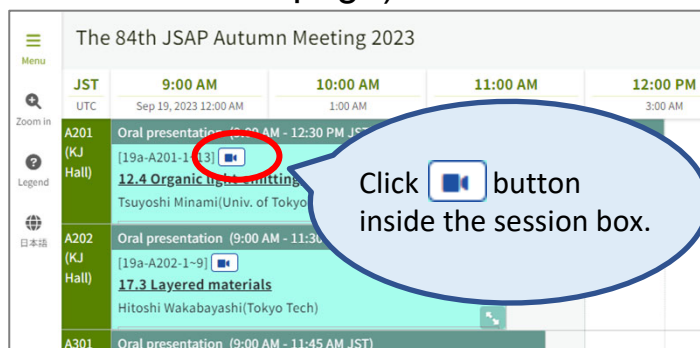


(from “Sessions” page)

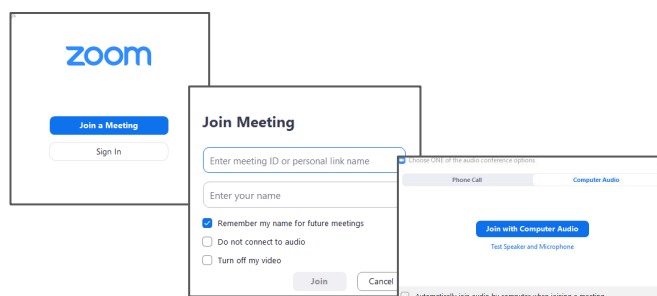
(from “Timetable” page)



Select the session you wish to watch from the session list.  
Click “Participate in an online conference” button on the top of the session program page.



2. Follow the prompts to download and install the Zoom desktop application.



# How to Participate Online

## Q&A

### (Regular Sessions including JSAP-Optica Joint Symposia)

Regular sessions will be held using **Zoom meeting**. Although participants (both speakers and audience) have control over their microphones, DO NOT unmute your microphone unless you are selected as a questioner by a session chair.

If you wish to ask questions during the session, click “Raise Hand”.  
Unmute your microphone only if you are selected as a questioner.



If you click on “Participants,” you will see the list of participants, with your name at the top on the “Panelists” column. “Raise Hand” button is on the bottom of the column.

### (Symposium)

Symposium will be held using **Zoom webinar**. Participants cannot mute/unmute their microphones.

If you wish to ask questions during the session, click “Raise Hand”.

The chair will select the questioner and give them control to mute/unmute their microphone. Then unmute your microphone and ask questions.

Panelists (speakers of the symposium) cannot use “Raise Hand” options.

If you are a panelist and wish to ask questions, send a chat to the chair, unmute your microphone by yourself and ask a question.



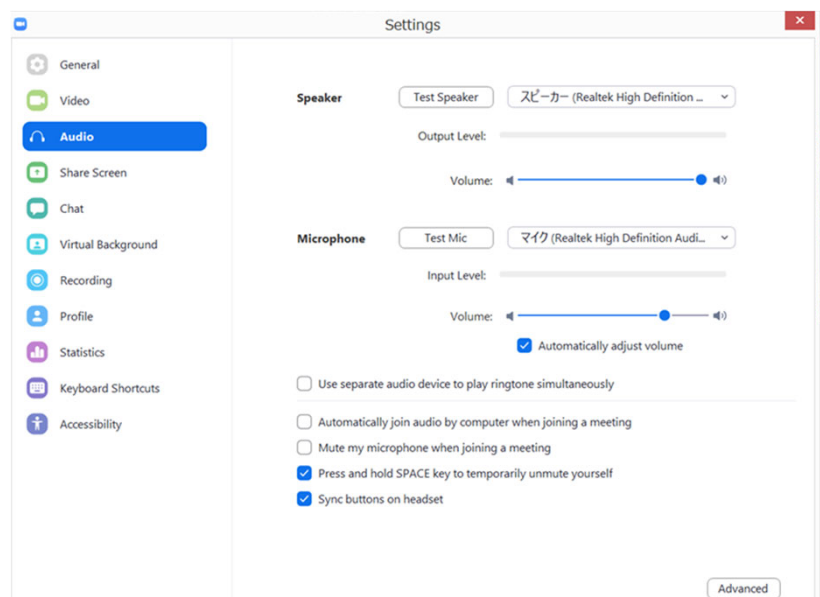
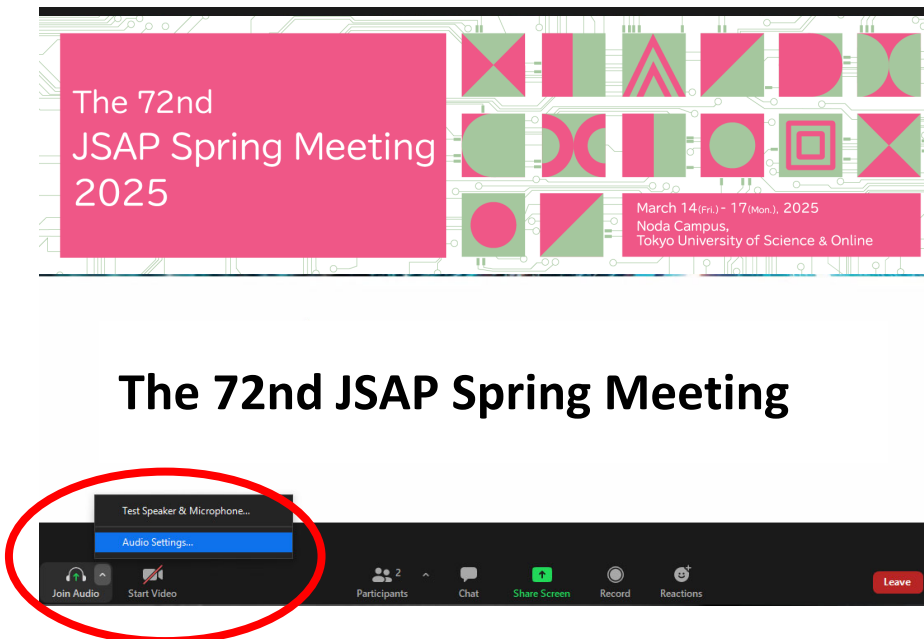
For administrative questions, use the chat function.

If you click on “Chat,” a chat screen appears on the lower right side. If you want to send a message to a host, select “Host (Secretariat)” and enter your message.

# How to Participate Online

## Adjust Audio Settings

Click the Audio Settings button in the lower left to check your speaker settings.



If you are informed that your remarks are not audible, check your audio settings to see if you have selected an appropriate speaker or microphone.

If the problem persists after you have confirmed that all the settings are correct, find out if the system is muted or the headset is turned off.

# How to Participate Online

## Rename

If you click on “Participants,” you will see the list of participants, with your name at the top on the “Panelists” column. There, you can check your microphone and video status.

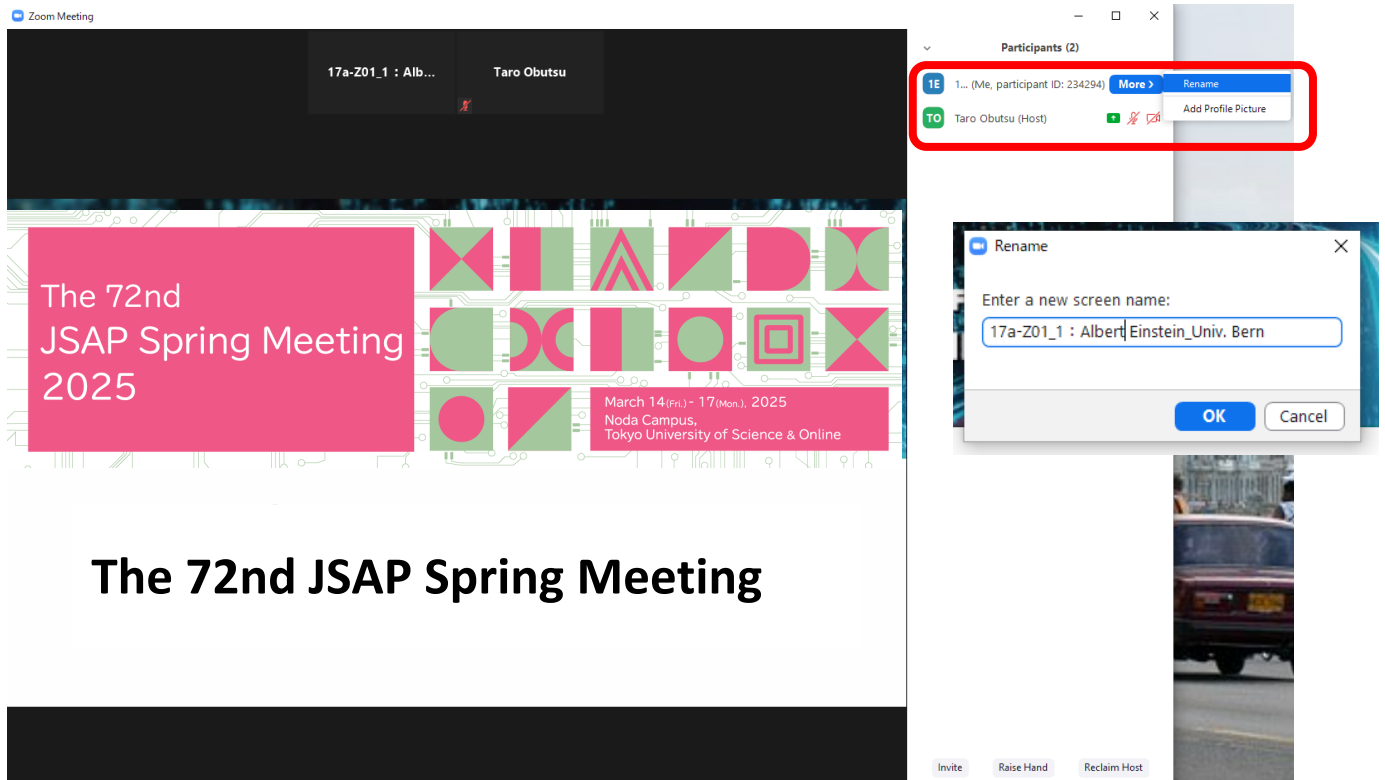
If you move your cursor to your name, and click on “More ,” “Rename ” will appear. This will let you change your name.

The Japan Society of Applied Physics requests that the speakers change their names according to the following format so that the chairperson will be able to identify them more easily.

Please indicate your Zoom username (display name) as below.

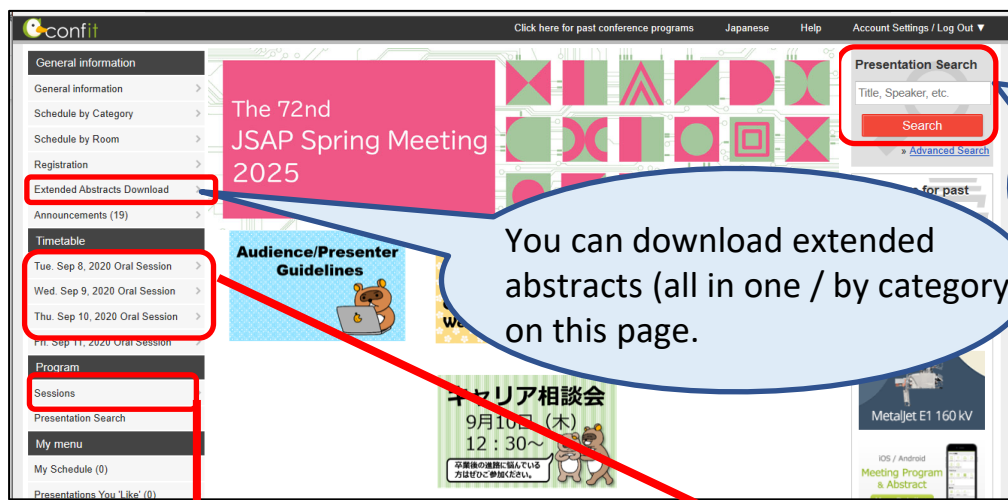
- Speaker : *program number\_name (affiliation)*  
e.g.) 15a-K101-2\_Albert Einstein (Univ. of Tokyo)
- Audience : *your name*  
e.g.) Erwin Schrödinger (NTT)

\*put “program number” if you present a paper at the session.



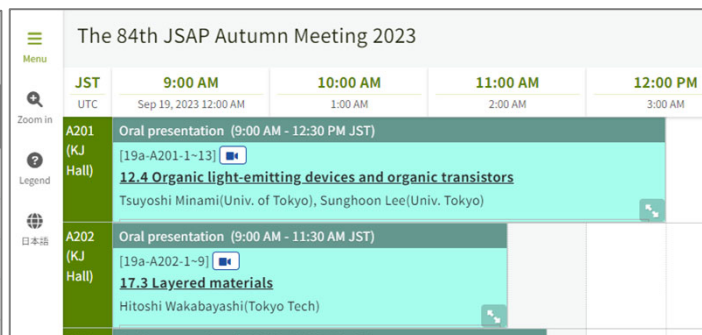
# How to Participate Online

## View Extended Abstracts



(Sessions)

(Timetable)



Select the presentation/session you wish to view on the “sessions” page or “Timetable” page.

