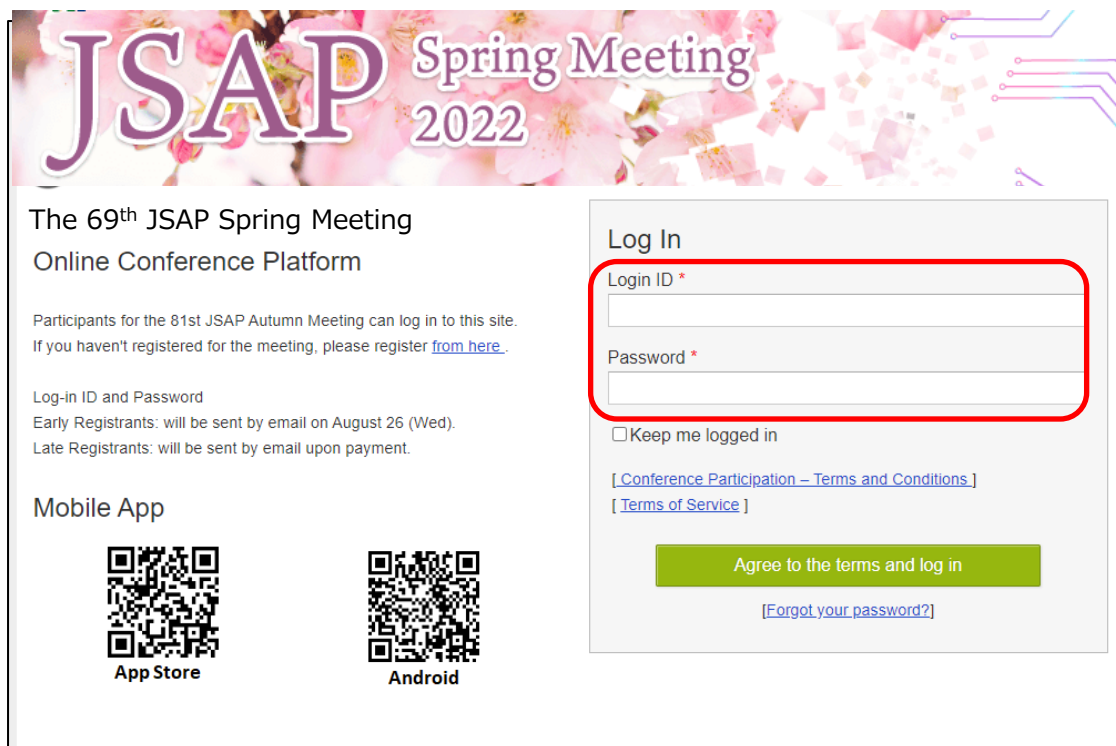


How to Participate Online

Login to the Online Conference Platform





The 69th JSAP Spring Meeting
Online Conference Platform

Participants for the 81st JSAP Autumn Meeting can log in to this site.
If you haven't registered for the meeting, please register [from here](#).

Log-in ID and Password
Early Registrants: will be sent by email on August 26 (Wed).
Late Registrants: will be sent by email upon payment.

Mobile App


App Store


Android

Log In

Login ID *

Password *

Keep me logged in

[\[Conference Participation – Terms and Conditions \]](#)
[\[Terms of Service \]](#)

Agree to the terms and log in

[\[Forgot your password?\]](#)

Log-in ID and Password will be sent by email.

Please note that you cannot login with your JSAP ID and Password.

(Early Registrants)

Login-ID and password have been sent on February 25. The email subject line is: [The 69th JSAP Spring Meeting 2022] Online Conference Platform Account

(Late Registrants)

Login-ID and password have been sent after completing the payment of the registration fee.

The email subject line is:[jsap2022s] Your Login Information

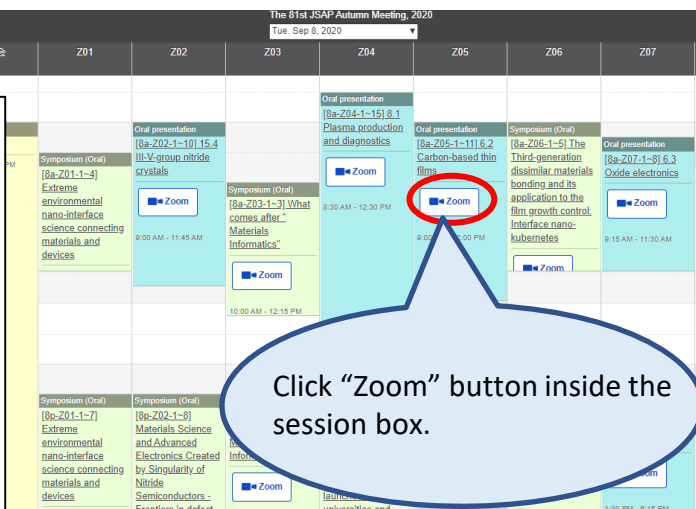
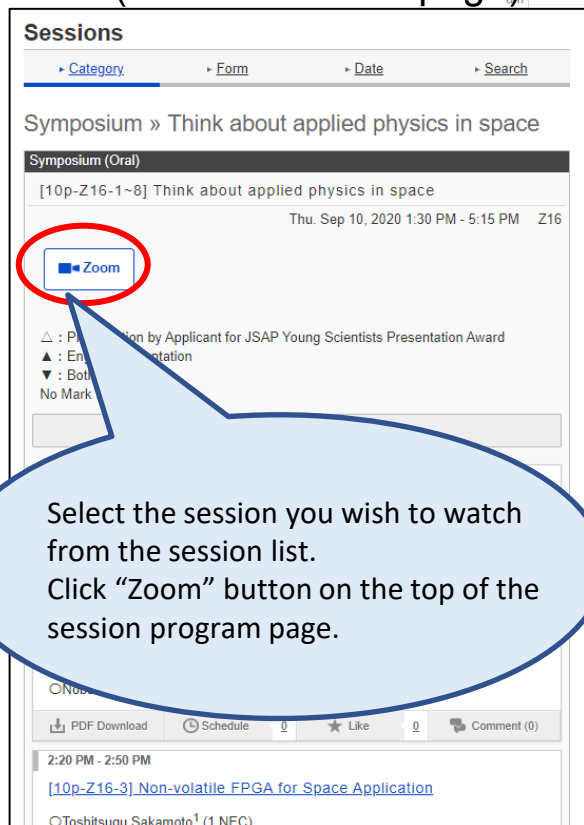
How to Participate Online

Watch Sessions

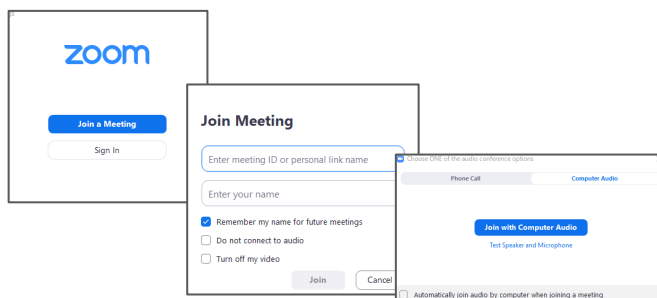
1. Click “Zoom” button on the timetable or the session program .



(from “Sessions” page)



2. Follow the prompts to download and install the Zoom application.



How to Participate Online

Q&A

(Regular Sessions)

Regular sessions will be held using Zoom meeting. Although participants (both speakers and audience) have control over their microphones, DO NOT unmute your microphone unless you are selected as a questioner by a session chair.

If you wish to ask questions during the session, click “Raise Hand”. Unmute your microphone only if you are selected as a questioner.



If you click on “Participants,” you will see the list of participants, with your name at the top on the “Panelists” column. “Raise Hand” button is on the bottom of the column.

(Symposium)

Symposium will be held using Zoom webinar. Participants cannot mute/unmute their microphones.

If you wish to ask questions during the session, click “Raise Hand”. The chair will select the questioner and give them control to mute/unmute their microphone. Then unmute your microphone and ask questions.

Panelists (speakers of the symposium) cannot use “Raise Hand” options. If you are a panelist and wish to ask questions, send a chat to the chair, unmute your microphone by yourself and ask a question.

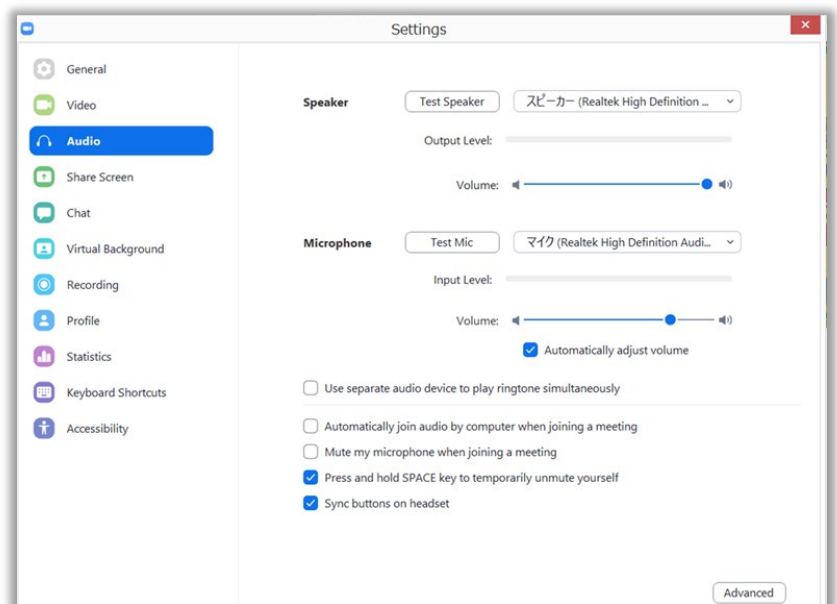
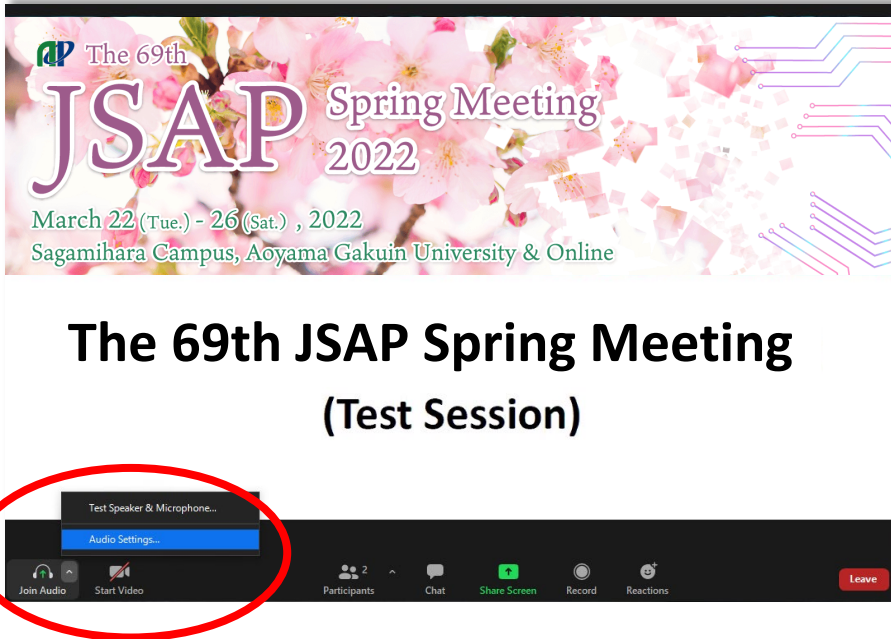


For administrative questions, use the chat function. If you click on “Chat,” a chat screen appears on the lower right side. If you want to send a message to a host, select “Host (Secretariat)” and enter your message.

How to Participate Online

Adjust Audio Settings

Click the Audio Settings button in the lower left to check your speaker settings.



If you are informed that your remarks are not audible, check your audio settings to see if you have selected an appropriate speaker or microphone.

If the problem persists after you have confirmed that all the settings are correct, find out if the system is muted or the headset is turned off.

How to Participate Online

Rename

If you click on “Participants,” you will see the list of participants, with your name at the top on the “Panelists” column. There, you can check your microphone and video status.

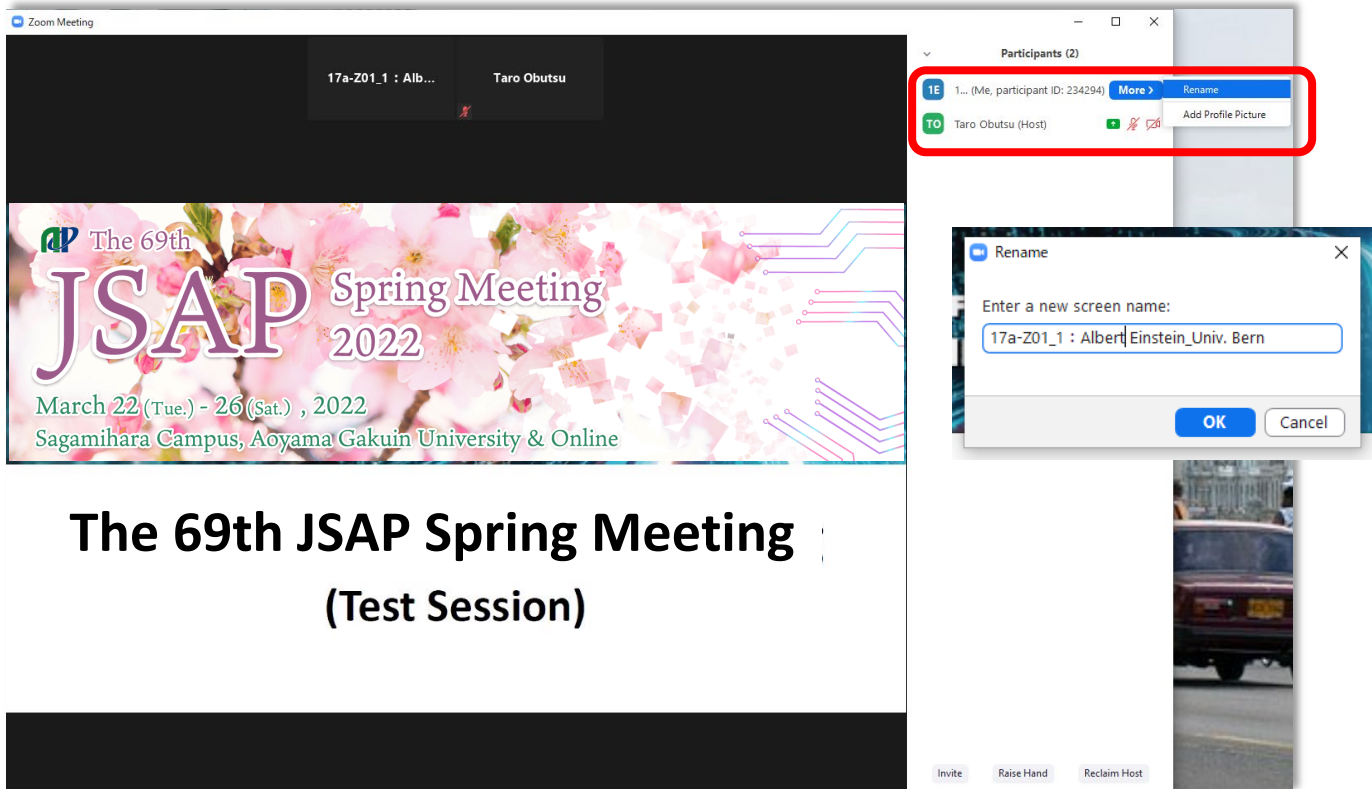
If you move your cursor to your name, and click on “More ,” “Rename ” will appear. This will let you change your name.

The Japan Society of Applied Physics requests that the speakers change their names according to the following format so that the chairperson will be able to identify them more easily.

Please indicate your Zoom username (display name) as below.

- Speaker : *program number_name (affiliation)*
e.g.) 22a-E101-2_Albert Einstein (Univ. of Tokyo)
- Session Chair : [Session Chair] *name(affiliation)*
e.g.) [Session Chair] Max Prank (AIST)
- Audience : *your name*
e.g.) Erwin Schrödinger (NTT)

*put “program number” if you present a paper at the session, or “Session Chair” if you preside the session.



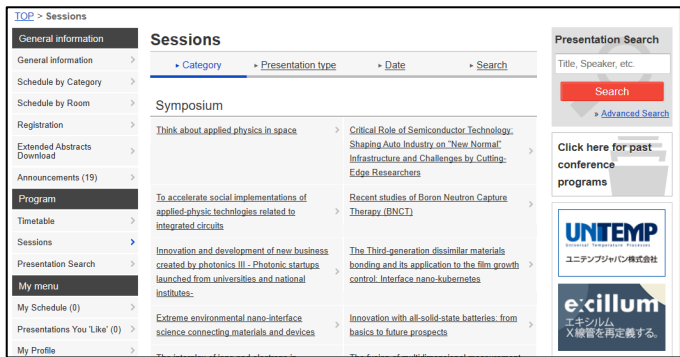
The image shows a Zoom meeting interface. At the top, the meeting title is "17a-Z01_1 : Alb..." and the host is "Taro Obutsu". Below this is a banner for "The 69th JSAP Spring Meeting 2022" with dates "March 22 (Tue.) - 26 (Sat.) , 2022" and location "Sagamihara Campus, Aoyama Gakuin University & Online". The main content area displays "The 69th JSAP Spring Meeting (Test Session)". On the right, the "Participants (2)" list shows "1... (Me, participant ID: 234294)" and "Taro Obutsu (Host)". A red box highlights the "More" button next to the first participant, which has opened a menu with "Rename" and "Add Profile Picture" options. A "Rename" dialog box is open, showing the current name "17a-Z01_1 : Albert Einstein_Univ. Bern" and buttons for "OK" and "Cancel".

How to Participate Online


View Extended Abstracts



(Sessions)



(Timetable)



Select the presentation/session you wish to view on the "sessions" page or "Timetable" page.

