

# How to Participate Online

## Login to the Online Conference Platform

The 83rd JSAP Autumn Meeting  
Online Conference Platform

Participants for the 81st JSAP Autumn Meeting can log in to this site.  
If you haven't registered for the meeting, please register [from here](#).

Log-in ID and Password  
Early Registrants: will be sent by email on August 26 (Wed).  
Late Registrants: will be sent by email upon payment.

Mobile App

App Store

Android

Log In

Participant ID \*

Password \*

Keep me logged in

[\[ Conference Participation – Terms and Conditions \]](#)  
[Terms of Service](#)

Agree to the terms and log in

[\[Forgot your password?\]](#)

Participant ID and Password will be sent by email.  
Please note that you cannot login with your JSAP ID and Password.

(Early-bird Registrants)

Participant ID and password will be sent on August 26 (Fri.) The email subject line is: [The 83rd JSAP Autumn Meeting 2022] Online Conference Platform Account

(Late Registrants)

Participant ID and password will be sent after completing the payment of the registration fee.

The email subject line is:[jsap2022a] Your Login Information

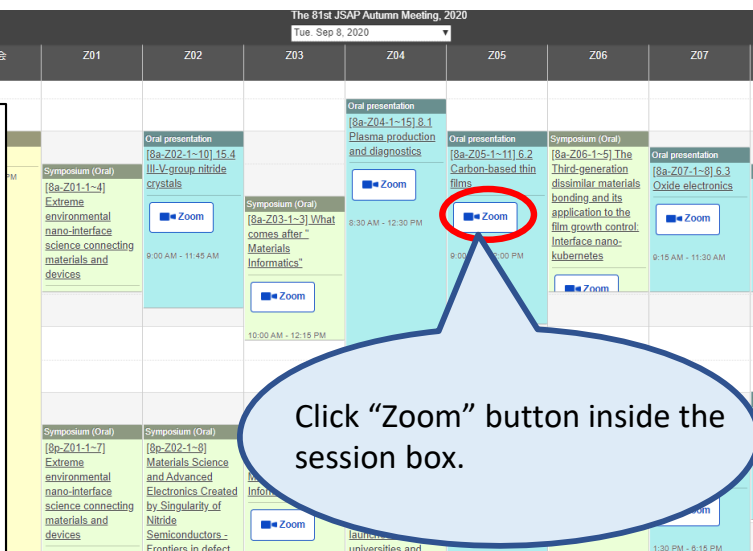
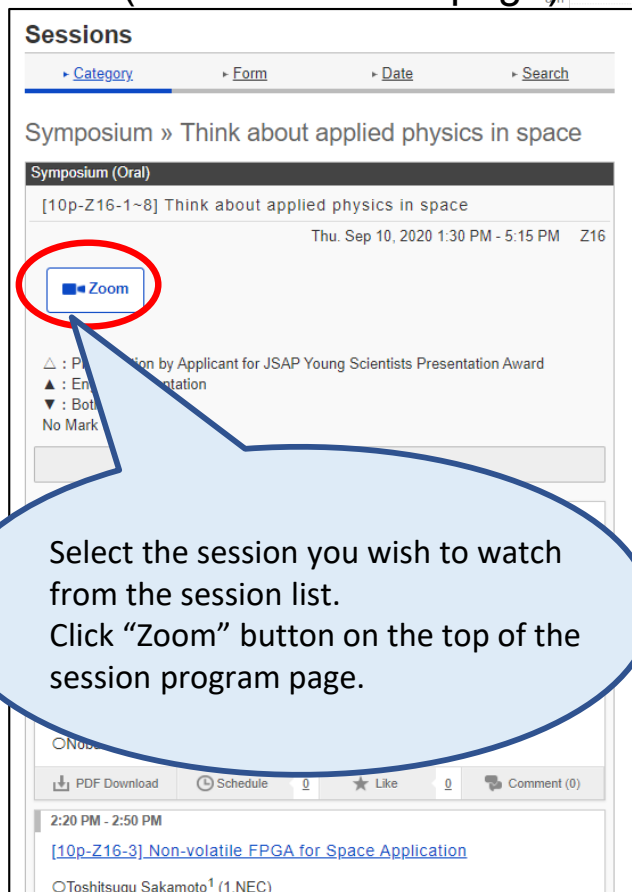
# How to Participate Online

## Watch Sessions

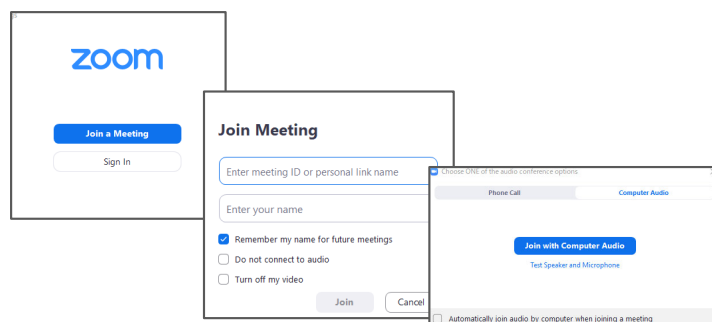
1. Click “Zoom” button on the timetable or the session program .



(from “Sessions” page)



2. Follow the prompts to download and install the Zoom desktop application.



# How to Participate Online

## Q&A

### (Regular Sessions)

Regular sessions will be held using Zoom meeting. Although participants (both speakers and audience) have control over their microphones, DO NOT unmute your microphone unless you are selected as a questioner by a session chair.

If you wish to ask questions during the session, click “Raise Hand”.  
Unmute your microphone only if you are selected as a questioner.



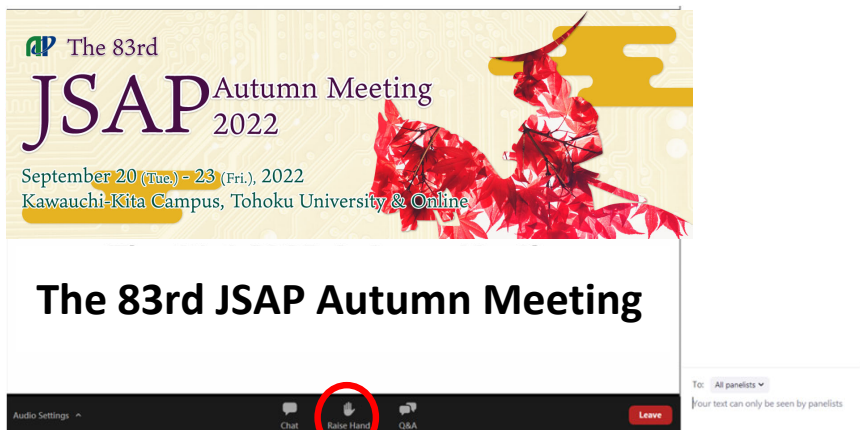
If you click on “Participants,” you will see the list of participants, with your name at the top on the “Panelists” column. “Raise Hand” button is on the bottom of the column.

### (Symposium)

Symposium will be held using Zoom webinar. Participants cannot mute/unmute their microphones.

If you wish to ask questions during the session, click “Raise Hand”.  
The chair will select the questioner and give them control to mute/unmute their microphone. Then unmute your microphone and ask questions.

Panelists (speakers of the symposium) cannot use “Raise Hand” options.  
If you are a panelist and wish to ask questions, send a chat to the chair, unmute your microphone by yourself and ask a question.



For administrative questions, use the chat function.  
If you click on “Chat,” a chat screen appears on the lower right side. If you want to send a message to a host, select “Host (Secretariat)” and enter your message.

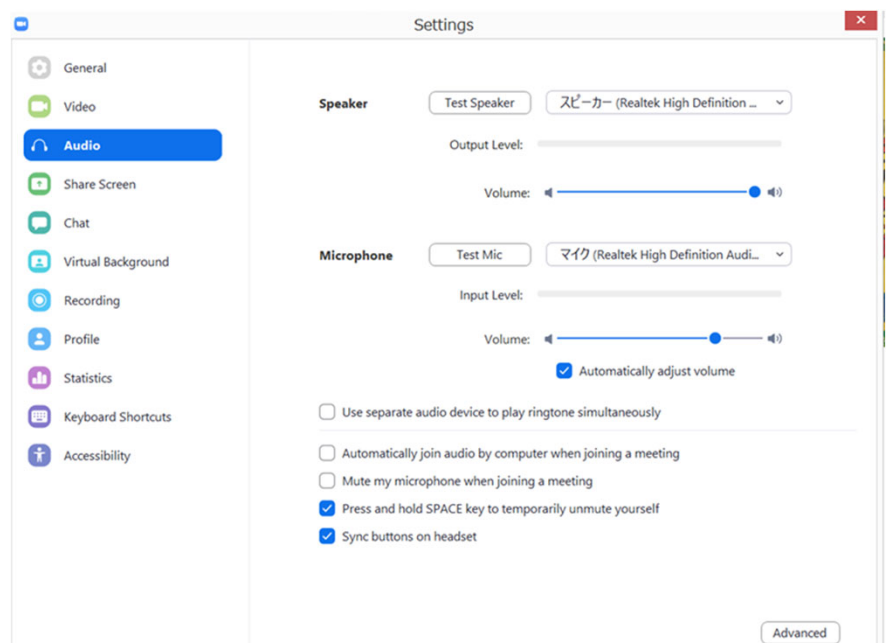
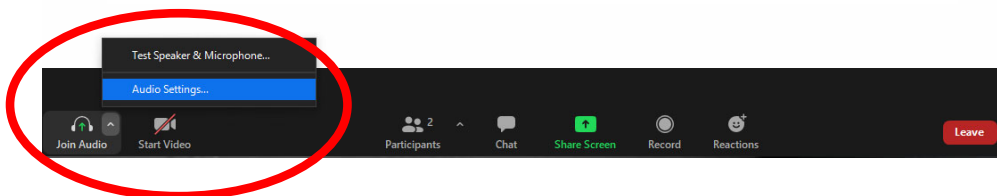
# How to Participate Online

## Adjust Audio Settings

Click the Audio Settings button in the lower left to check your speaker settings.



## The 83rd JSAP Autumn Meeting



If you are informed that your remarks are not audible, check your audio settings to see if you have selected an appropriate speaker or microphone.

If the problem persists after you have confirmed that all the settings are correct, find out if the system is muted or the headset is turned off.

# How to Participate Online

## Rename

If you click on “Participants,” you will see the list of participants, with your name at the top on the “Panelists” column. There, you can check your microphone and video status.

If you move your cursor to your name, and click on “More ,” “Rename ” will appear. This will let you change your name.

The Japan Society of Applied Physics requests that the speakers change their names according to the following format so that the chairperson will be able to identify them more easily.

Please indicate your Zoom username (display name) as below.

- Speaker : *program number\_name (affiliation)*  
e.g.) 22a-E101-2\_Albert Einstein (Univ. of Tokyo)
- Session Chair : [Session Chair] *name(affiliation)*  
e.g.) [Session Chair] Max Prank (AIST)
- Audience : *your name*  
e.g.) Erwin Schrödinger (NTT)

\*put “program number” if you present a paper at the session, or “Session Chair” if you preside the session.

The image shows a Zoom meeting interface. At the top, the meeting title is "17a-Z01\_1 : Alb..." and the host is "Taro Obutsu". Below the title is a banner for "The 83rd JSAP Autumn Meeting 2022" with dates "September 20 (Tue.) - 23 (Fri.), 2022" and location "Kawauchi-Kita Campus, Tohoku University & Online". The main content area displays "The 83rd JSAP Autumn Meeting". On the right, the "Participants (2)" list is visible, with the first participant "1E 1... (Me, participant ID: 234294)" highlighted. A red box highlights the "More" button next to this participant, which has opened a menu with "Rename" and "Add Profile Picture" options. Below this, a "Rename" dialog box is open, showing the text "Enter a new screen name:" and a text input field containing "17a-Z01\_1 : Albert Einstein\_Univ. Bern". The dialog has "OK" and "Cancel" buttons.

# How to Participate Online

## View Extended Abstracts

(Sessions)

(Timetable)

Select the presentation/session you wish to view on the “sessions” page or “Timetable” page.