

# Audience Guidelines

## Login to the Online Conference Platform

Login to the Online Conference Platform.

<https://confit.atlas.jp/jsap2020a?lang=en>

The 81st JSAP Autumn Meeting 2020 September 8(Tue.) - 11(Fri.), 2020 Online Virtual Meeting

«Back

The 81st JSAP Autumn Meeting  
Online Conference Platform

Participants for the 81st JSAP Autumn Meeting can log in to this site.  
If you haven't registered for the meeting, please register [from here](#).

Log-in ID and Password  
Early Registrants: will be sent by email on August 26 (Wed).  
Late Registrants: will be sent by email upon payment.

Mobile App

App Store Android

Log In

Login ID \*

Password \*

Keep me logged in

[\[ Conference Participation - Terms and Conditions \]](#)  
[\[ Terms of Service \]](#)

Agree to the terms and log in

[\[Forgot your password?\]](#)

Log-in ID and Password have been sent by email.  
Please note that you cannot login with your JSAP ID and Password.

(Early Registrants)

Login-ID and password have been sent on August 26. The email subject line is: [The 81st JSAP Autumn Meeting 2020] Online Conference Platform Account

(Late Registrants)

Login-ID and password have been sent after completing the payment of the registration fee.

The email subject line is:[jsap2020a] Your Login Information

For the student who participating without presentation, login-ID and password have been sent the following day of the registration.

The email subject line is: [The 81st JSAP Autumn Meeting 2020] Online Conference Platform Account

# Audience Guidelines

## View Extended Abstracts

(Online Conference Platform)



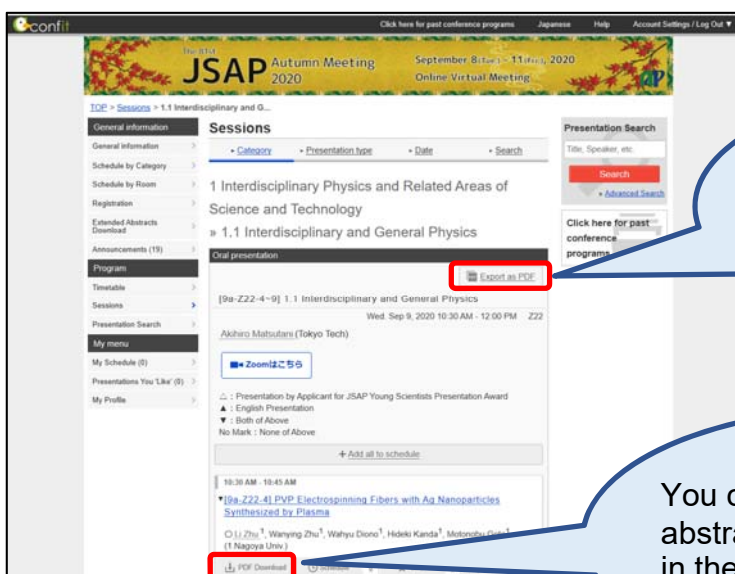
(Sessions)



(Timetable)



Select the presentation/session you wish to view on the "sessions" page or "Timetable" page.



You can download extended abstracts of all the presentations in the session.

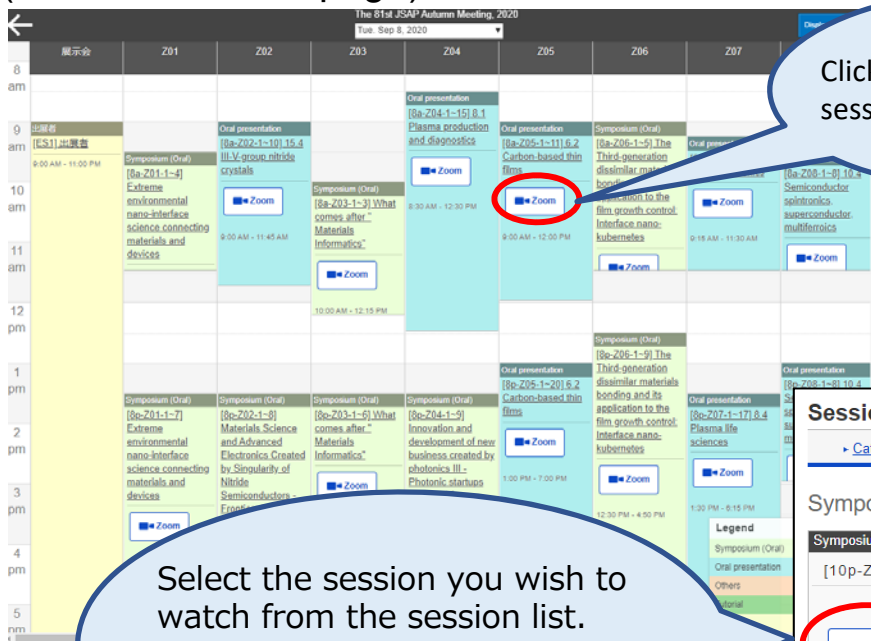
You can download extended abstracts of all the presentations in the session.

# Audience Guidelines

## Watch Sessions

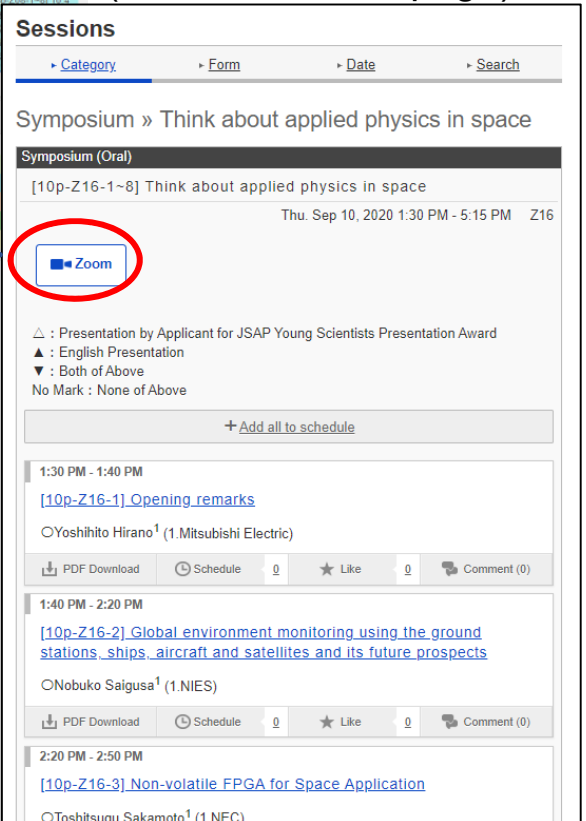
1. Click “Zoom” button on the time table or the session program .

(from “Timetable” page)

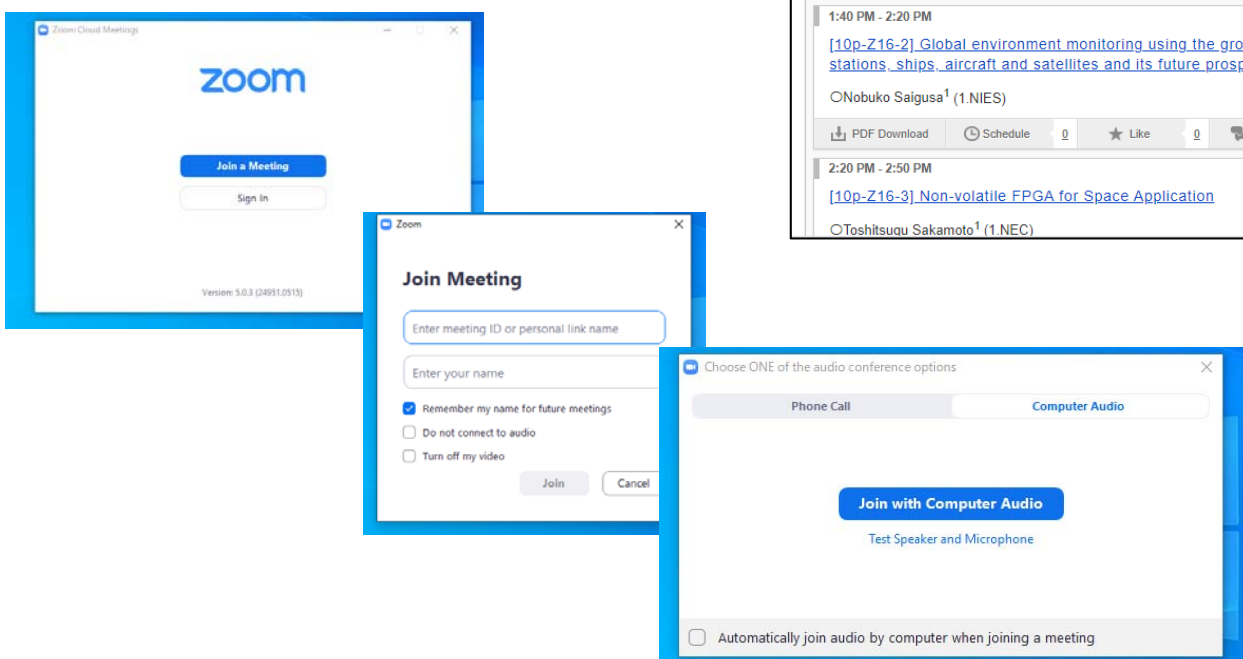


(from “Sessions” page)

Select the session you wish to watch from the session list. Click “Zoom” button on the top of the session program page.



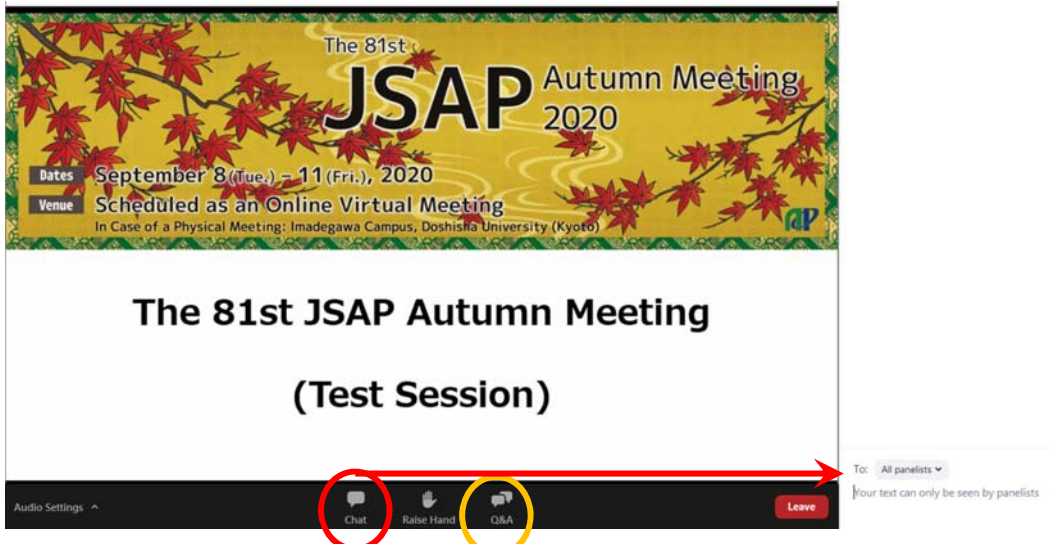
2. Follow the prompts to download and install the Zoom desktop application.



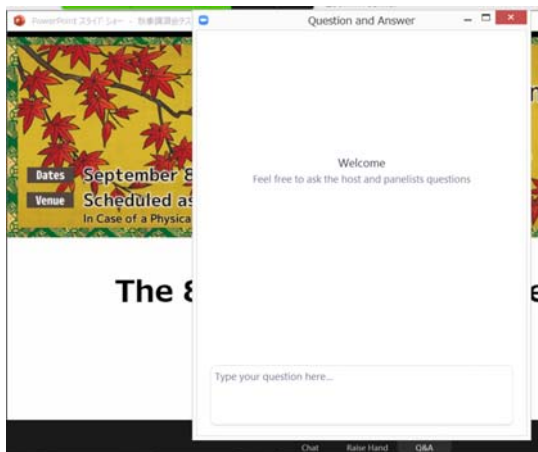
# Audience Guidelines

## Q&A

For questions regarding presentations, use Q&A .  
For administrative questions, use the chat function.



If you click on “Chat,” a chat screen appears on the lower right side. If you want to send a message to a host, select “Host (Secretariat)” and enter your message.



If you click on “Q&A,” you can ask questions during the session.

The speaker, chairperson will be able to answer these questions.

The public Q&A function allows participants to upvote a question by clicking on the thumbs up .

Q&A will be handled in either way of the following.

- 1) Session Chairs will select and ask the questions from the Q&A board.
- 2) Session Chairs will select the questions from the Q&A board and questioners will ask the questions.
- 3) \*Session Chairs will turn on the questioner’s microphone. They might ask the questioners to raise their hand if there can’t find the questioners on the participants list.